

Online Learning Lessons for 6th Grade

Directions: Please complete the following work below for each subject. This work will count toward your final grade and must be complete to get credit for attendance.

Student Name _____ FOR **4/14/2020**

ELA

Library Day: use StoryboardThat to recreate the best part of the book you are currently reading (or your favorite book in general). Then, snapshot your creation and upload it to Google Classroom. **Note: You only need 3 slides.**

Paper Copy: Create a short comic depicting the best part of the book you are reading.

Parent Initials: _____

Math

All Math Classes: Watch the video lesson online or view the notes page on Distance on the Coordinate Plane. Then try a new game assignment on Gimkit. Use this link below to start.

<https://www.gimkit.com/play/5e836bc543910022dba063> (Paper copies attached)

Parent Initials: _____

Science

Moon Phases

Parent Initials: _____

History/Social Studies

None

Parent Initials: _____

Parent Signature: _____

If you have questions, please email your teacher.

Thank you!

Ms. Cook jcook@mcusd1.net

Ms. Couch scouch@mcusd1.net

Mr. Drenth rdrenth@mcusd1.net

Ms. McDermott smcdermott@mcusd1.net

Teacher Hours:
9:00 am - 11:30 am
12:30 pm - 2:30 pm



COLOR BY NUMBER


Name: _____

MOON PHASES

Date: _____ Per: _____

Directions: Answer each question by circling the correct choice. After you have finished all questions, color the picture on the back using the corresponding color choice. You may choose any color you want for any parts that are not assigned a color.

Question	Choice A	Choice B	Choice C
1. The different appearance of the Moon as seen from Earth is known as...	an eclipse [pink]	moon phases [red]	revolution [purple]
2. It takes about one ____ for the Moon to orbit the Earth.	month [purple]	day [orange]	week [pink]
3. When the Moon appears to be growing it is called...	gibbous [yellow]	waning [red orange]	waxing [yellow green]
4. When the Moon appears to be shrinking it is called...	gibbous [red orange]	waning [sky blue]	waxing [pink]
5. What phase is this? 	waning crescent [pink]	waning gibbous [blue]	waxing crescent [yellow green]
6. What phase is this? 	first quarter [green]	second quarter [pink]	third quarter [sky blue]
7. What phase is this? 	waning crescent [yellow]	waning gibbous [dark purple]	waxing gibbous [orange]
8. What phase is this? 	waning crescent [pink]	waning gibbous [sky blue]	waxing gibbous [purple]
9. The phase of the Moon when it is located between the Earth and the Sun...	first quarter [yellow]	full moon [red]	new moon [sky blue]
10. A lunar eclipse can only occur when there is a...	new moon [yellow]	full moon [yellow green]	first quarter moon [sky blue]
11. Which of the following statements regarding the Moon is <u>false</u> ?	The Moon makes its own light. [red]	The Moon spins on an axis. [orange]	If there was no Sun, we would not see the Moon. [yellow]
12. Which of the following statements regarding the Moon is <u>true</u> ?	The Moon is only visible at night. [yellow]	The Moon has no gravity. [black]	The Moon causes the ocean's tides. [dark blue]



April 14th, 2020: Comic Creation

Today, we are going to recreate our favorite book scenes using StoryboardThat! This time around, we are only going to use 3 panels (unless you want to use more). Pick a scene from the book you are reading or your favorite book (maybe the ones from March Madness?) and recreate it in comic format. Then, screenshot it (I have attached a picture just in case anyone has forgotten how to do this; you hit ctrl+shift+switch window and then drag the mouse over what you want to screenshot) and upload it here. Be creative and have fun!

Note: If you wish to use a paper copy or other types of artwork, you can make your comic using materials at home instead! The sky's the limit!

Notes

Distance on the Coordinate Plane

Page 1

Distance between Coordinates *Vertical and Horizontal Lines*

Look to see what coordinate changed.

If both positive or both negative - Subtract

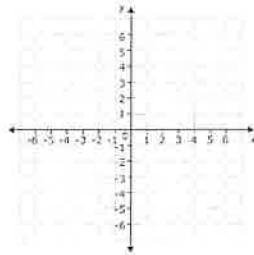
If different signs (positive or negative) - Add

Page 2

Find the distance between the two points.

6. $(2, 5), (9, 5)$

7. $(4, 0), (4, -12)$
12

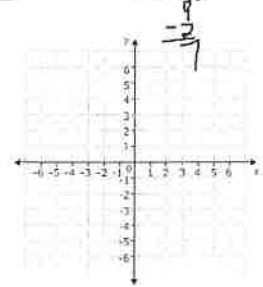


Page 3

Find the distance between the two points.

8. $(-7.5, -6.25), (19.5, -6.25)$ 9. $(5, 9), (5, 2)$

$$\begin{array}{r} 19.5 \\ + 7.5 \\ \hline 27.0 \end{array}$$



Page 4


Find the distance between the two points.

$(-8, 5)$ and $(-8, -7)$

$$\begin{array}{r} 5 \\ + 7 \\ \hline 12 \end{array}$$

$(4, -3)$ and $(-8, -3)$

$$\begin{array}{r} 4 \\ + 8 \\ \hline 12 \end{array}$$



Name: _____ Date: _____

Distance on the Coordinate Plane - Gimkit

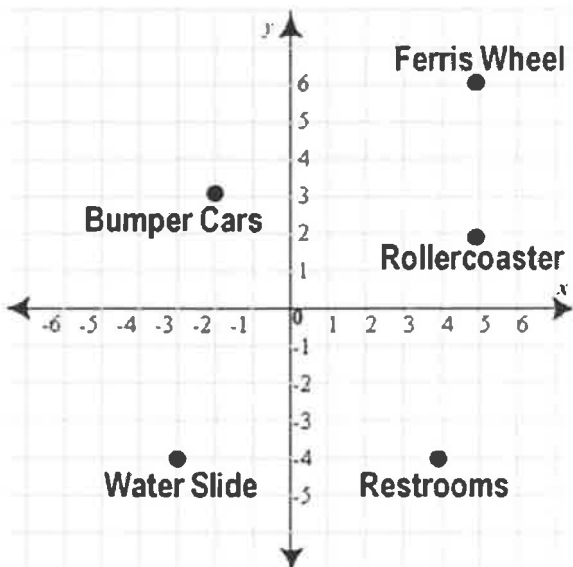
What is the distance between $(8, -10)$ and $(5, -10)$

What is the distance between $(6, 4)$ and $(6, -8)$

What is the distance between $(3, -6)$ and $(3, -10)$

What is the distance between $(8, 0)$ and $(8, -8)$

What is the distance between $(-2, -6)$ and $(-2, 5)$



How far is the Water Slide from the Restrooms?



How far is the Ferris Wheel from the Roller Coaster?

What is the distance between $(7, -2)$ and $(11, -2)$

What is the distance between $(2, 1)$ and $(2, -4)$

What is the distance between $(-3, 3)$ and $(-3, 1)$
